






Key Stage 1 - Year 2 suggested activities

All activities are only suggestions.

Stay safe!

Lesson	
PE	<p>Join in with Joe Wicks daily active session on his YouTube channel Or</p> <ul style="list-style-type: none"> Put some music on and have a dance – make up a dance, do the Rumble or our Dance monkey dance. Run around the garden. (If you have one) Dance along with Jump Start Jonny. Dance Challenge – Learn a new dance or show us your favourite. Video and upload to Twitter or Seesaw. Challenge – How many times can you throw and catch a ball in 1 minute? How many jumping jacks can you do in 1 minute? Make an assault course in your garden/house. Who can complete it the fastest?  
Phonics	<p>www.phonicsplay.co.uk - (Free access for all games on Phonics Play) – User name: march 20 Password: home Year 1 and 2 common exception words. Revise sounds Alternative spellings - homophones. Spelling rules – adding suffixes and prefixes Past, present and future tense.</p> 
Handwriting	<p>Have a fun hand warm up – kissy fingers, play dough etc Practise 3 letters a day. Work through the alphabet. Include upper case and lowercase letters. Ascenders t, l, h and descenders g, y, p</p>
Independent learning	<p>Allow your child time and opportunity to choose what activities they would like to do. This could involve using the outdoor environment. This doesn't have to be structured and it doesn't matter if it is not focussed on phonics/maths/writing. If you decide to join in with their choice of play you could extend their learning by introducing new vocabulary and ideas. Ask questions and have fun! Build a den, play a game, draw a picture, bake, watch a film, play with toys, role play, arts and crafts etc</p>
Maths	<p>Repeating patterns with Lego or other toys Dice games Ordering objects by size, height, width, colour etc Collect data - make a practical bar chart using toys or house hold objects. Draw it on the garden path or just arrange the items on the living room floor. Create a tally chart of coloured cars that go past the window or tins in the cupboard. Display the data in a bar chart.</p>   <p>Give the children items such as pebbles, discs, bottle tops, Lego blocks, encourage them to touch each as they count them. Give the children a number (such as 12) ask the children to count out 12 items. What would be 10 more, 10 less? Children can work this out using concrete objects or in their heads. Use the 100 square splat game. Ask the children different questions then ask them to splat the correct number https://www.primarygames.co.uk/pg2/splat/splatsq100.html Get the coin jar out and play shops. Label some items with prices. Ask the children to work out price – What coins could they use to make this amount? What change would you get back from £1? Etc Ask children the time. What time is lunch? What time will it be in 1 hour? What day is it? What day comes after Tuesday? What month comes after May?</p>

Key Stage 1 - Year 2 suggested activities

All activities are only suggestions.

Stay safe!



Reading	 <p>Spend some time reading a book to your child or hearing your child read a book – this could be their home reading books. Some of this time could focus on practising the skill of reading with your child- blending words and sight recognition of words but also just enjoy sharing a story. Ask questions about the characters feelings. What do you think will happen next? Why? If you could change the ending of the story what would you change? Ask their opinions on the story – What did like or dislike? Why?</p> <p>The Oxford reading tree has some eBooks available online (the same books we send out for home reading) - https://home.oxfordowl.co.uk/books/free-ebooks/ Register for free to access the eBooks.</p> 
Writing	 <p>Writing doesn't always have to be a story or writing sentences. Take advantage of every writing opportunity. Write a shopping list together. Write a list of activities they want to do over the next few weeks. Write a letter to a friend or family member. Write a review on a toy they have, write a script and then make a video of the review. Encourage use of phonics to help with spelling.</p> 
Art and creativity	  <p>Make a rainbow for your window. Draw a picture. Make a junk model. Finger painting Use card or paper, layer it to create pictures. Explore printing with materials you have in the house - cardboard, bottles, leaves Make Easter cards.</p>  
Apps (free)	  <p>ChatterPix –</p> <p>Kahoot! - Create a quiz or use the existing ones - challenge the family. ThingLink – Create images with sound, links, photographs, audio and video – descriptive vocabulary. Shadow puppet Edu – tell stories, make videos, explain ideas. make anything talk. Take a photo draw a mouth and record your voice – If this object could talk what would it say?</p>  
	 <p>All of the activities above are just suggestions. Please don't feel as though you have to do all of them. We understand many of you have other commitments and are maybe working from home and worrying about our current situation. The most important thing to remember is to try enjoy the time you have with your children and stay safe. Play a game, wash the dishes together, do the garden, organise toys or simply have a chat.</p> <p>If you need any help please contact us at school, on Seesaw or on Twitter @miss_mowbray @MrEInkster</p> 