





## Year 1 suggested activities

All activities are only suggestions.

Stay safe!













Lesson	
<b>PE</b>	<ul style="list-style-type: none"> <li>Join in with Joe Wicks daily active session on his YouTube channel</li> <li>Have a go at yoga on the Cosmic Kids Yoga YouTube channel</li> <li>Join Andy on one of his wild workouts on Cbeebies – Andy’s Wild Workouts</li> <li>Dance along with Jump Start Jonny</li> <li>Put some music on and have a dance – make up a dance, do the Rumble or our Dance monkey dance</li> <li>Challenge – how many times can you throw and catch a ball in 1 minute?</li> <li>How many jumping jacks can you do in 1 minute</li> <li>Make an assault course in your garden/house. Who can complete it the fastest?</li> </ul>  
<b>Phonics</b>	<p><a href="http://www.phonicsplay.co.uk">www.phonicsplay.co.uk</a> - (Free access for all games on Phonics Play) – User name: march 20 Password: home</p> <p>Flash card time challenges – start on phase 2 and work your way up to phase 5.</p> <p>Pick a game, start on phase 2 and see if you can work your way up to phase 5 (these games are testing your ability to blend sounds in words).</p> <p>Twinkl <a href="https://www.twinkl.co.uk/">https://www.twinkl.co.uk/</a></p> <p>Try a live phonics lesson - follow the link from their home learning page - <a href="https://www.twinkl.co.uk/home-learning-hub">https://www.twinkl.co.uk/home-learning-hub</a></p> <p>Have a go at practice phonics screen test morning starter - <a href="https://www.twinkl.co.uk/resource/t-1-526421-phonics-screening-check-weekly-morning-starter-powerpoint">https://www.twinkl.co.uk/resource/t-1-526421-phonics-screening-check-weekly-morning-starter-powerpoint</a></p> 
<b>Handwriting</b>	<p>Have a fun hand warm up – <a href="https://www.youtube.com/watch?v=3VpARNgbb8c">https://www.youtube.com/watch?v=3VpARNgbb8c</a></p> <p>Have a look here for some helpful animations on how to form letters - <a href="https://www.teachhandwriting.co.uk/letter-animations-worksheets.html">https://www.teachhandwriting.co.uk/letter-animations-worksheets.html</a></p> <p>Practise 1 or 2 letters a day.</p> <p>Work through the alphabet. Include upper case and lowercase letters.</p> <p>Ascenders t, l, h and descenders g, y, p</p>
<b>Independent learning</b>	<p>Allow your child time and opportunity to choose what activities they would like to do. This could involve using the outdoor environment, this doesn’t have to be structured and it doesn’t matter if it is not focussed on phonics/maths/writing.</p> <p>If you decide to join in with their choice of play you could extend their learning by introducing new vocabulary and ideas.</p> <p>Ask questions and have fun!</p> <p>Build a den, play a game, draw a picture, bake, watch a film.</p>
<b>Maths</b>	<p>Repeating patterns with Lego</p> <p>Dice games</p> <p>Ordering objects by size, height, width etc</p> <p>Collect data - make a practical bar chart using toys or house hold objects. Draw it on the garden path or just arrange the items on the living room floor.</p> <p>Create a tally chart of coloured cars that go past the window. Display the data in a bar chart.</p>   <p>Give the children items such as pebbles, discs, bottle tops, Lego blocks, encourage them to touch each counter as they count them. Can they put them in groups of 2s, 5s or 10s and count them?</p> <p>Give the children a number (such as 12) ask the children to count out 12 items. What would be 1 more, 1 less?</p> <p>Give children 10 items (e.g. pieces of lego). Can they show you how many ways they can split these into two groups and write down the calculation that goes with each one e.g. 8 + 2 =10. These are called number bonds – can the children sing you the number bonds to 10 song?</p> <p>Use the 100 square splat game - <a href="https://www.primarygames.co.uk/pg2/splat/splatsq100.html">https://www.primarygames.co.uk/pg2/splat/splatsq100.html</a> Ask the children different questions then ask them to splat the correct number.</p> <p>Get the coin jar out and play shops. Label some items with prices. Ask the children to work out price – What coins could they use to make this amount? What cahnge would you get back from £1?</p> <p>Ask children the time. What time is lunch? What time will it be in 1 hour?</p> <p>What day is it? What day is it tomorrow?</p>

## Year 1 suggested activities

All activities are only suggestions.

Stay safe!



<b>Reading</b>	<p>Spend some time reading a book to your child or hearing your child read a book – this could be their home reading books. Some of this time could focus on practising the skill of reading with your child- blending words and sight recognition of words but also just enjoy sharing a story. Ask questions about the characters feelings. What do you think will happen next? Why? If you could change the ending of the story what would you change? Ask their opinions on the story – What did like or dislike? Why? The Oxford reading tree has some eBooks available online (the same books we send for home readers) - <a href="https://home.oxfordowl.co.uk/books/free-ebooks/">https://home.oxfordowl.co.uk/books/free-ebooks/</a> Register for free to access the eBooks.</p>	 
<b>Writing</b>	<p>Writing doesn't always have to be a story or writing sentences. Take advantage of every writing opportunity. Write a shopping list together. Write a list of activities they want to do over the next few weeks. Write a letter to a friend or family member. Write a review on a toy they have, write a script and then make a video of the review.</p>	 
<b>Art and creativity</b>	<p>Make a rainbow for your window. Draw a picture. Make a junk model. Finger painting. Make your own playdough or salt dough (you can find some good recipes on the Twinkl website). Potato printing. Make a necklace from pasta (if you have any spare ☺ )</p>	    
<b>Apps (free)</b>	<p>Kahoot! - Create a quiz or use the existing ones - challenge the family. ThingLink – Create images with sound, links, photographs, audio and video. Shadow puppet Edu – tell stories, make videos, explain ideas. ChatterPix – make anything talk. Take a photo draw a mouth and record your voice.</p>	   
	<p>All of the activities above are just suggestions. Please don't feel as though you have to do all of them. We understand many of you have other commitments and are maybe working from home and worrying about our current situation. The most important thing to remember is to try enjoy the time you have with your children and stay safe. Play a game, wash the dishes together, do the garden, organise toys or simply have a chat.</p> <p>If you need any help please contact us at school Or on Twitter @Mrs FBroadwood</p>	